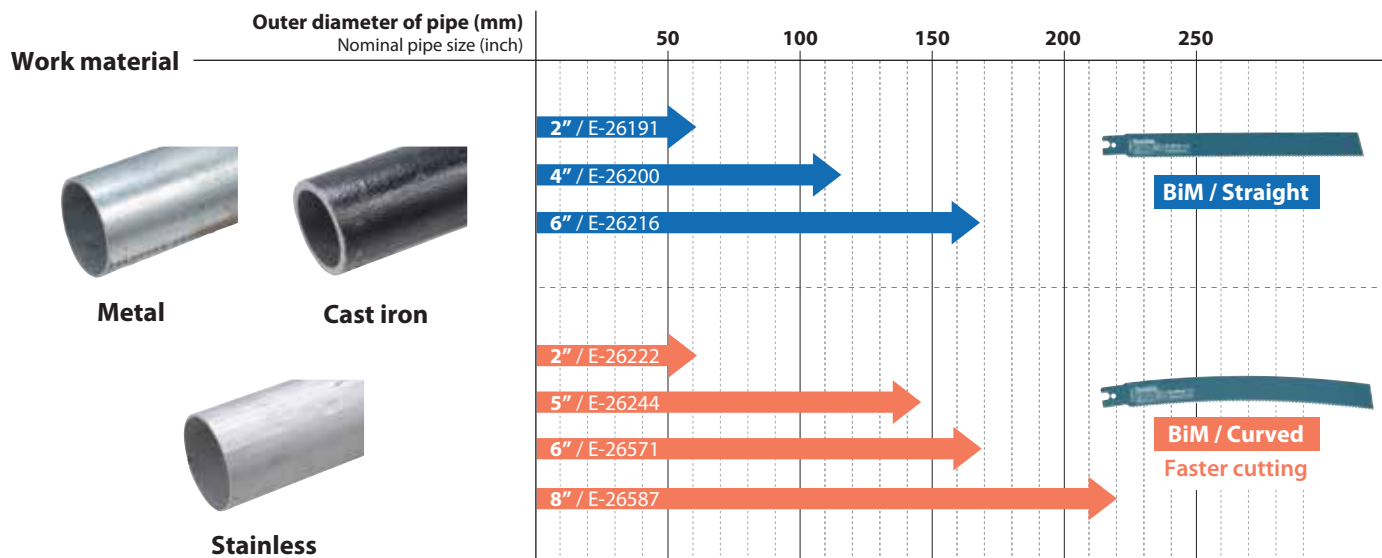


Accessories

Max. cutting diameter



Chain vise reciprocating saw blade, cast iron pipes

Work material	Type of cut	Tooth type	Max cutting diameter mm	Nominal pipe size	TPI	Overall length mm	Working length mm	Thickness mm	Item material	Note	Sales pkg q'ty	Part No.
Metal, Cast iron, Stainless	Heavy	Milled and side set teeth	61	2"	8	145	117	1.6	Bi-Metal	For chain vise reciprocating saw	5	E-26191
			118	4"		200	172				5	E-26200
			169	6"		260	232				5	E-26216

Chain vise reciprocating saw blade, cast iron pipes curved shape

Work material	Type of cut	Tooth type	Max cutting diameter mm	Nominal pipe size	TPI	Overall length mm	Working length mm	Thickness mm	Item material	Note	Sales pkg q'ty	Part No.
Metal, Cast iron, Stainless	Heavy	Milled and side set teeth	61	2"	8	145	117	1.6	Bi-Metal	For chain vise reciprocating saw	5	E-26222
			145	5"		260	232				5	E-26244
			169	6"		300	272				5	E-26571
			220	8"		350	322				5	E-26587

Blade clamp S set

A part for fixing thin reciprocating saw blades

Part No. 1916C6-7









Charging Time

		Fast Charging	DC40RA	DC40RC
*1 BL4020	2.0Ah		22 min	30 min
*1 BL4025	2.5Ah		28 min	38 min
*1 BL4040/F	4.0Ah		45 min	67 min
*1 BL4050F	5.0Ah		50 min	85 min
BL4080F/H	8.0Ah		76 min	170 min

*1 Recommended battery

The net weight value includes the lightest and heaviest combination of the attachment(s) and battery cartridge(s) which are specified in the instruction manual.
Items of standard equipment and specifications may vary by country or area.

Cordless Recipro Saw JR003G

	Variable Speed	Max cutting diameter	ø220 mm (8-5/8")
		Stroke length	26 mm (1")
	Brake	Strokes per minute	0 - 2,200 min ⁻¹
		Speed adjustment	800 - 2,200
	Anti-restart function	Vibration level	14.9 m/s ² (EN62841-2-11, Mode: Cutting boards), 15.3 m/s ² (EN62841-2-11, Mode: Cutting wooden beams)
	Constant Speed	Uncertainty (K) for Vibration	1.6 m/s ² (EN62841-2-11, Mode: Cutting boards), 1.8 m/s ² (EN62841-2-11, Mode: Cutting wooden beams)
	Soft Start	Sound pressure level	82 dB (A) (EN62841-2-11)
		Sound power level	90 dB (A) (EN62841-2-11)
	Carrying Case	Uncertainty (K) for Noise	3 dB (EN62841-2-11)
		Dimensions (L x W x H)	583 x 103 x 152 mm (23 x 4-1/16 x 6")
		(Battery)	BL4040
		Net weight	4.5 - 6.8 kg (9.9 - 15.0 lbs.)
		(Battery)	BL4020 - BL4080F

Standard Equipment: JR003GZ - Hex. wrench 4 783202-0(1), Plastic case 821937-6(1)

Easy and secure fixing
with chain vise



Capable of cutting large-diameter pipes





BL
MOTOR



Constant speed control
Maintains motor speed during heavy-duty cutting

Cutting speed*
(approx)

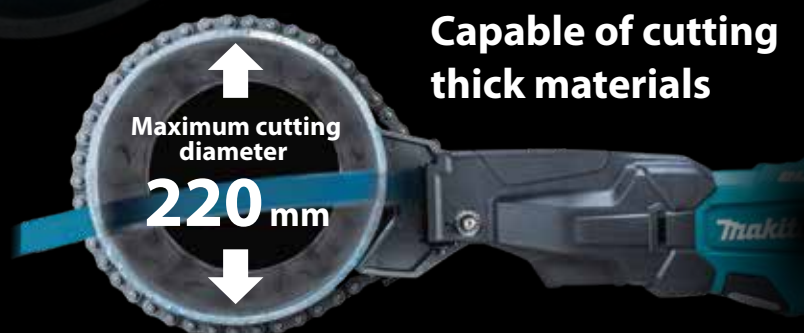
28 sec.

Work amount*
(approx)

21 pcs.

With BL4040 battery

*Cutting a steel pipe with an outer diameter of 114 mm



Capable of cutting
thick materials



Quick and easy fixing

The spring built into the vise allows quick and secure fixing.



Temporary holding

The spring built into the vise allows the chain to be temporarily held in place while wrapped around the pipe.



Efficiently cuts various
materials

Cutting cast iron pipes

Usable without the chain vise

The tool can be used as a standard reciprocating saw without the chain vise by attaching the front grip supplied as a standard accessory.




Blade clamp S set
(Optional accessory)
For installing a thin
reciprocating saw blade



Front grip
(Standard accessory)

Easy blade clamp maintenance

The blade clamp, which requires frequent replacement under heavy-duty conditions, can be easily replaced simply by loosening the hex socket bolts without removing the shoe.



Adjustable stroke rate based on material



Material	Number on dial	Strokes per minute
Cast iron pipes	5	0 - 2,200
Iron pipes	4	0 - 1,850
	3	0 - 1,500
	2	0 - 1,150
Stainless steel pipes	1	0 - 800



High water-resistance

XPT

Speed adjusting dial

