

Accessories

Nozzle assembly set

Part No. 1915P8-8

Nozzle equipped with an electric rotary brush, enhancing the debris removal performance and maneuverability for cleaning on carpets.



Brush complete set

Part No. 1915P6-2

A Brush complete for the nozzle assembly (1915P8-8 comes with rotaty brush)



High performance filter set

Part No. 1915P0-4

A slightly smaller filter made from the same material as the existing high performance filter, designed for this model.



Filter H set

Part No. 1915P2-0


A slightly smaller filter designed for this model, using the same structure and material as Filter H for the CL003G.



Pipe assembly set

Part No. 1915P4-6

Pipe with built-in wiring to supply power to the nozzle assembly connected to this pipe. Both the cleaner body and the nozzle side are fixed with a locking mechanism.



Flexible hose set

Part No. 191E30-3

Part No. 198868-7



Sash nozzle

Part No. 413770-6



Long sash nozzle set

Part No. 191D65-8

Part No. 198919-6



Crevice nozzle 415 set

Part No. 199439-3



Tool bag set

Part No. 199901-8

LxWxH: 600x210x190mm



Charging Time

	Fast Charging	DC40RA	DC40RC
*1 BL4020 2.0Ah		22 min	30 min
*1 BL4025 2.5Ah		28 min	38 min
*1 BL4040/F 4.0Ah		45 min	67 min
BL4050F 5.0Ah		50 min	85 min

*1 Recommended battery

Cordless Cleaner

CL004G

Anti-restart function	Dust capacity	250 mL (8.5 oz)
Electronic 4-Speed	Suction power	Mode 1: 20 W / Mode 2: 40 W / Mode 3: 70 W / Mode 4: 110 W
Built-in Job Light	Max sealed suction	20 kPa (2,041 mmH ₂ O)
	Max air flow	1.0 m ³ /min
	Continuous use (Battery)	Mode 1: 60 min. / Mode 2: 40 min. / Mode 3: 20 min. / Mode 4: 14 min.
	Dimensions (L x W x H)	w/o Pipe & Nozzle: 465 x 101 x 186 mm (18-1/4 x 4 x 7-3/8")
		w/ Pipe & Nozzle: 1,094 x 243 x 186 mm (43 x 9-9/16 x 7-3/8")
	(Battery)	BL4025
	Net weight	w/o Pipe & Nozzle: 1.6 - 2.2 kg (3.5 - 4.9 lbs.)
		w/ Pipe & Nozzle: 2.2 - 2.8 kg (4.9 - 6.2 lbs.)
	(Battery)	BL4020 - BL4050F

Standard Equipment : Nozzle assembly, Pipe assembly, Sash nozzle, Nozzle holder, High performance filter, Battery, Charger

The weight may differ depending on the attachment(s), including the battery cartridge. The lightest and heaviest combination, according to EPTA-Procedure 01/2014, are shown in the table.
Items of standard equipment and specifications may vary by country or area.

Enhances carpet cleaning efficiency
with an electric rotary brush



Max
sealed suction
20 kPa

Max air flow
1.0 m³/min


Low noise
66 [Mode 4] dB(A)



Enhances efficiency in various carpet cleaning tasks

Highly durable professional-grade nozzle

The nozzle is equipped with a highly durable motor suitable for professional cleaning tasks and a highly durable brush with three types of bristles for efficient debris removal.



With the driving force of the electric rotary brush, the cleaner can be pushed with ease.



The electric rotary brush can be attached and detached without tools, making maintenance easy.

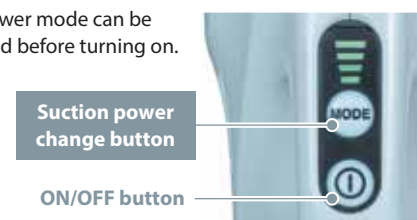


Equipped with an electric rotary brush, the cleaner offers enhanced debris removal performance and maneuverability for cleaning carpets.



4-mode suction power selection with mode memory function

- The cleaner resumes vacuuming at the last used power mode.
- The power mode can be selected before turning on.



Dust box (Cyclone type)
The dust box can be removed for emptying while keeping the cyclone unit attached to the cleaner body.



Hook
The hook is convenient for propping up during cleaning.



Easy to clean connection parts



The pipe is secured with a lock



The nozzle is secured with a lock