



Accessories

Shear blade 600R set

Part No. 1914E7-7

Set of replacement shear blades. Rough-cut shear blades with a blade length of 600 mm. Thick shear blades are effective for cutting thick branches.



Chip receiver 600 set

Part No. 1910T2-8



Grease vessel set

Part No. 199450-5



Charging Time

Battery Model	Fast Charging	
	DC40RA	DC40RC
*1 BL4020 2.0Ah	22 min	30 min
*1 BL4025 2.5Ah	28 min	38 min
*1 BL4040/F 4.0Ah	45 min	67 min
*1 BL4050F 5.0Ah	50 min	85 min
*1 BL4080F 8.0Ah	76 min	170 min

*1 Recommended battery

Cordless Pole Hedge Trimmer

UN001G

Brake	No load speed	Low: 1,000 min ⁻¹ / Med: 1,500 min ⁻¹ / High: 2,000 min ⁻¹
Reversing	Cutting strokes per minute	Low: 2,000 min ⁻¹ / Med: 3,000 min ⁻¹ / High: 4,000 min ⁻¹
Electronic 3-Speed	Continuous use	w/ BL4040 / High: 65 min
Constant Speed	Blade length	600 mm (23-5/8")
Anti-restart function	Tooth spacing	38 mm (1-1/2")
	Tooth thickness	2.4 mm (3/32")
	Max cutting diameter	20 mm (13/16")
	Angle adjustable hedge trimmer head	45° tilt-up to 70° down
	Sound pressure level	82 dB(A)
	Sound power level	93 dB(A)
	Noise K factor	3, 1.5 dB(A)
	Vibration level Front grip	4.9 m/s ²
	Vibration level Rear grip	3.5 m/s ²
	Vibration K factor	1.5 m/s ²
	Dimensions (L x W x H)	w/ BL4040: 2,268 x 100 x 148 mm (89-1/2 x 3-15/16 x 5-7/8")
	Dimensions (folded)	1,360 x 100 x 148 mm (53-1/2 x 3-15/16 x 5-7/8")
	Net weight	4.7 - 5.9 kg (10.4 - 13.0 lbs.)
	Net weight (Battery)	BL4020 - BL4080F

Standard Equipment : Blade cover, Shoulder harness, Battery, Charger

The weight may differ depending on the attachments, including the battery cartridge. The lightest and heaviest combinations, according to EPTA-Procedure 01/2014, are shown in the table. Items of standard equipment and specifications may vary by country or area.

Lightweight and capable of cutting thick branches.



Designed to be lightweight and capable of cutting thick branches

The tool is capable of cutting thick branches due to an increased power obtained by the 40Vmax XGT li-ion battery and thick shear blades. Higher operator's convenience has been achieved by drastically reducing the weight of the tool compared to competing engine models.



Capable of cutting thick branches

Weight

4.9 kg

with BL4040

Maximum branch diameter*1

25 mm

Maximum cutting diameter*2

20 mm

Tooth thickness

2.4 mm

*1 Indicates the maximum diameter of a branch that can be received between adjacent two blade teeth.
*2 The thickness of a branch that can be cut by pressing the shear blades against it for two seconds.

BL MOTOR



UN001G

Blade Length:
600 mm (23-5/8")




New lock-off mechanism

By adding a lock lever to the lock-off lever, the automatic power-off time has been revised, enhancing work efficiency.



Lubrication is possible with a grease gun

Maintenance efficiency has been improved by adding a grease nipple and allowing oil to be supplied with a grease gun without removing the bolt on the oil supply port.



Grease nipple

Users who do not own a grease gun can remove the bolt and supply grease with a grease tube as with our current models.



Oil port


Three-facet obliquely ground blade

Double-sided rough-cut type



Branch catcher protects blades from unnecessary wear.

Foldable storage



IPX4-compatible

High water-resistance

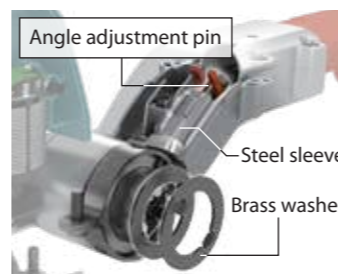


Improved durability of Angle adjustment section

The following two structures have been redesigned to reduce sliding wear of Head section angle adjustment mechanism, thereby reducing the occurrence of backlash.

- Two brass washers are installed on both sides, and the brass washers slide against each other to prevent wear of the tool body, reducing backlash.

- A steel sleeve is added to the hole in the case of the tool body where Angle adjustment pin is inserted to prevent wear of the hole.



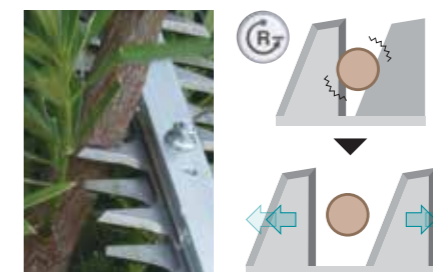
Optimal balance of Head section

Head section is positioned on the extended line of the pole to provide an optimal balance, reducing forearm fatigue.



Reverse function to clear jams

Reverse rotation system frees the blades when it is jammed by thick branches



Adjustable blade angle

The angle of the head can be adjusted in 6 steps at between 45° upward and 70° downward.

