



# Slide Compound Miter Saw LS0816F



LED job light with cut line guide function



Max cutting width:

**305 mm**


Max cutting height:

**65 mm**

LED job light with cut line guide function



LED job light casts a shadow of the saw blade onto the workpiece as an exact cutting line. By aligning the shadow with the ink line on the workpiece, you can make an exact cut.



Carrying handle

Soft grip

Lever (for bevel angle)



Slide style sub fence (left side only)

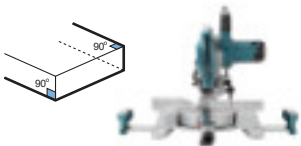


Sub base can be pulled out for more stable cutting of wide workpiece.

Miter range of 47° left and 47° right

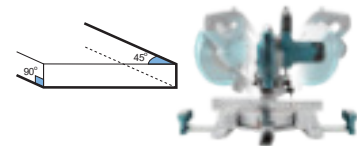
Max. cutting capacity (height x width)

Cross Cut



65 x 305 mm  
(2-9/16 x 12")

Miter Cut (left & right)

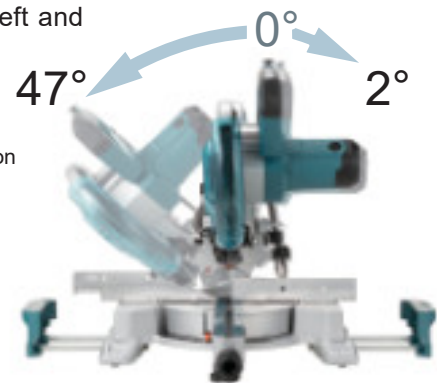


Miter 45°  
left / right

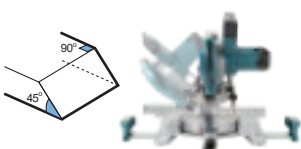
65 x 215 mm  
(2-9/16 x 8-1/2")

Bevel range of 47° left and 2° right

Easy bevel angle change from 45° to 47° left and from 0° (right angle) to 2° right with simple operation of a push-button



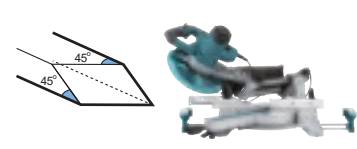
Bevel Cut (left & right)



Miter 0°  
Bevel 45° left

36 x 305 mm  
(1-7/16 x 12")

Compound Cut



Miter 45° left / right  
Bevel 45° left

36 x 215 mm  
(1-7/16 x 8-1/2")

Miter 0°  
Bevel 2° right

60 x 305 mm  
(2-3/8 x 12")

Slide Compound Miter Saw

LS0816F 216 mm (8-1/2")

Double Insulation	Continuous rating Input	1,200W
Dust Collection	Wheel diameter	216 mm (8-1/2")
Built-in Job Light	Hole diameter	30 mm (1-3/16")
Led Marker	Bevel angle	47° L 2° R
	Miter angle	47° L 47° R
	No load speed (RPM)	5,000
	Sound pressure level	91 dB(A)
	Sound power level	102 dB(A)
	Dimensions (L x W x H)	705x476x521mm (27-3/4x18-3/4x20-1/2")
	Net weight	13.9 kg (30.6 lbs.)
	Power supply cord	2.0m (6.6ft)

Standard Equipment : LS0816F: TCT SAW BLADE WOOD 216X25.4X40: D-77350(1), UNI.HEX KEY WRENCH 6MM & PH2: JM00000445(1)



Makita Power Tools India Pvt. Ltd.

Unit II Sy. Nos. 93/3 & 93/4, Koralur Village, Kasaba Hobli,  
Hoskote Taluk, Bengaluru - 560067  
Email: info@makita.in Website: www.makita.in