


Excellent combination of high power and lightweight design



Compact design



Electric brake



eXtreme Protection Technology

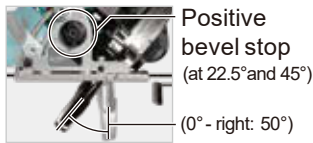


Auto-start Wireless System



connects to compatible vacuum cleaners via Bluetooth.

Bevel range



Positive bevel stop (at 22.5° and 45°)
(0° - right: 50°)

Twin LED Job light



with preglow and afterglow functions

Large lock-off lever



Accessories/Optional


Specialized EFFICUT blade



Guide rail adapter, Guide rail and Guide rail bag
Guide rail adapter Part No. 196953-0

Overall length (m)	Guide rail	Guide rail bag
	Part No.	Part No.
1	199140-0	E-05670
1.4	194368-5	E-05664
1.5	199141-8	
1.9	194925-9	E-10920
3	194367-7	E-10936

Clamp set



Bevel guide set



Guide rail Joint connector 2pc set



Charging Time

Battery	Fast Charging	
	DC40RA	DC40RC
*1 BL4020 2.0Ah	22 min	30 min
*1 BL4025 2.5Ah	28 min	38 min
*1 BL4040 4.0Ah	45 min	67 min
BL4050F 5.0Ah	50 min	85 min
BL4080F 8.0Ah	76 min	170 min

*1 Recommended battery

Cordless Circular Saw

HS012G 165 mm (6-1/2")

Brake	Wheel Diameter 165 mm (6-1/2") Hole Diameter 20 mm (13/16") Max Cutting Capacity 0°: 57 mm (2-1/4") 45°: 41 mm (1-5/8")
Constant Speed	No Load Speed (RPM) 5,200 Vibration Level 2.5m/s ² or less
Soft Start	Sound Pressure Level 91 dB(A) Sound Power Level 102 dB(A)
Dust Collection	Dimensions (L x W x H) wo/ Battery: 298x 157x 246mm (11-3/4 x 6-3/16 x 9-11/16") w/ BL4020/BL4025: 352x 157x 246mm (13-7/8 x 6-3/16 x 9-11/16") w/ BL4040: 359x 157x 246mm (14-9/64 x 6-3/16 x 9-11/16") w/ BL4050F: 388x 157x 246mm (15-1/4 x 6-3/16 x 9-11/16") w/ BL4080F: 406x 157x 246mm (16 x 6-3/16 x 9-11/16")
Built-in Job Light	Net weight 3.2 - 4.4kg (7.1 - 9.7 lbs.)
Anti - Restart Function	
Standard Equipment :	
HS012GZ	Guide rule: 164095-8(1), Dust nozzle: 196961-1(1), Hex. wrench: 5 783217-7(1), TCT BLADE: 165X25T WOOD EFFICUT B-63018(1)
HS012GD201	Guide rule :164095-8(1), Dust nozzle: 196961-1(1), Hex. wrench: 5 783217-7(1) Connector plastic case: (type 3) 821551-8(1), Inner tray: 8357J2-7(1), TCT BLADE: 165X25T WOOD EFFICUT B-63018(1), Battery BL4025 :191B41-0(2) DC40RA FAST CHARGER DC40RA(1)