



# Cordless Circular Saw HS009G 235 mm (9-1/4")



**XGT**  
**40V** Li-ION  
**max**



Photo: HS010G

## HS009G

Guide rail  
Compatible base



Work amount  
on a single full  
battery charge

# 120 cuts

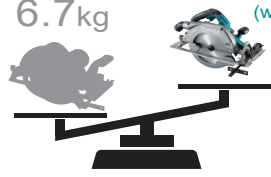
Model: HS009G  
Oak wood ( Thickness:80mm / Width: 300mm / Bevel angle: 0° )  
with BL4050F





# Lightweight & high power

Predecessor AC Model  
6.7 kg  
HS009G/ HS010G  
**5.7/ 6.1 kg**  
(with BL4050F)



Rotatable dust nozzle



Sub base (HS009G)

Sub Base can be used as Guide Rule by turning up side down.



Magnesium diecast blade case

Aluminum plate base (HS010G)

photo: HS009G


Magnesium diecast base (HS009G only) having direct compatibility with Guiderrail



Twin LED Job light



Bevel cuts up to 1° left and 60° right.



Electric brake



eXtreme Protection Technology



Auto-start Wireless System

The wireless activation function enables clean and comfortable operation. By connecting a supported tool to the cleaner, you can run the cleaner automatically along with the switch operation of the tool.



Wireless unit is compatible with all supported tools


## Accessories

Specialized EFFICUT blade




Size (mm)	Part No.
235 x 2.2 x 30 x 24T	E-01909

Guide rail



Overall length (m)	Part No.
1	199140-0
1.4	194368-5
1.5	199141-8
1.9	194925-9
3	194367-7

Clamp set



Part No. type A: 194385-5  
type B: 199826-6

Bevel guide set



Part No. 196664-7

Guide rail bag



For 1.0m Guide rail  
Part No. E-05670

For 1.4m, 1.5m  
Guide rail  
Part No. E-05664

Guide rail Joint connector 2pc set



Part No. 198884-9  
198885-7(EU)

## Charging Time

Battery Model	Fast Charging	
	DC40RA	DC40RC
BL4020 2.0Ah	22 min	30 min
BL4025 2.5Ah	28 min	38 min
BL4040 4.0Ah	45 min	67 min
*BL4050F 5.0Ah	50 min	85 min

## Cordless Circular Saw

### HS009G/ HS010G 235 mm (9-1/4")

Brake	HS009G Wheel Diameter: 235 mm (9-1/4") Max Cutting Capacity: 0°: 85 mm (3-3/8") 45°: 61 mm (2-3/8") 60°: 44 mm (1-3/4")
Constant speed	
Soft Start	No Load Speed (RPM): 4,000
Dust Collection	Vibration Level: Cutting Wood: 2.5m/s <sup>2</sup> or less Cutting Metal: 2.5m/s <sup>2</sup> or less
Built-in Job Light	Sound Pressure Level: 94dB(A) Sound Power Level: 105 dB(A)
Carrying Case	Dimensions (L x W x H): 413 x 196 x 316 mm (16-1/4 x 7-3/4 x 12-1/2") Net weight: 5.1 - 5.7 kg (11.2 - 12.6 lbs.)

Standard Equipment :

HS009GZ:  
Sub base: 162687-7(1), Hex wrench: 6 783204-6(1)  
TCT BLADE 235X24T WOOD EFFICUT: E-01959(1)

HS009GT201:  
Sub base: 162687-7(1), Hex wrench: 6 783204-6(1),  
Plastic case: 821866-3(1), Battery BL4050F 1918A8-1(2),  
TCT BLADE 235X24T WOOD EFFICUT: E-01959(1)  
DC40RA FAST CHARGER DC40RA(1)

\*1 Recommended battery

The weight may differ depending on the attachment(s), including the battery cartridge. The lightest and heaviest combination, according to EPTA-Procedure 01/2014, are shown in the table.

Items of standard equipment and specifications may vary by country or area.