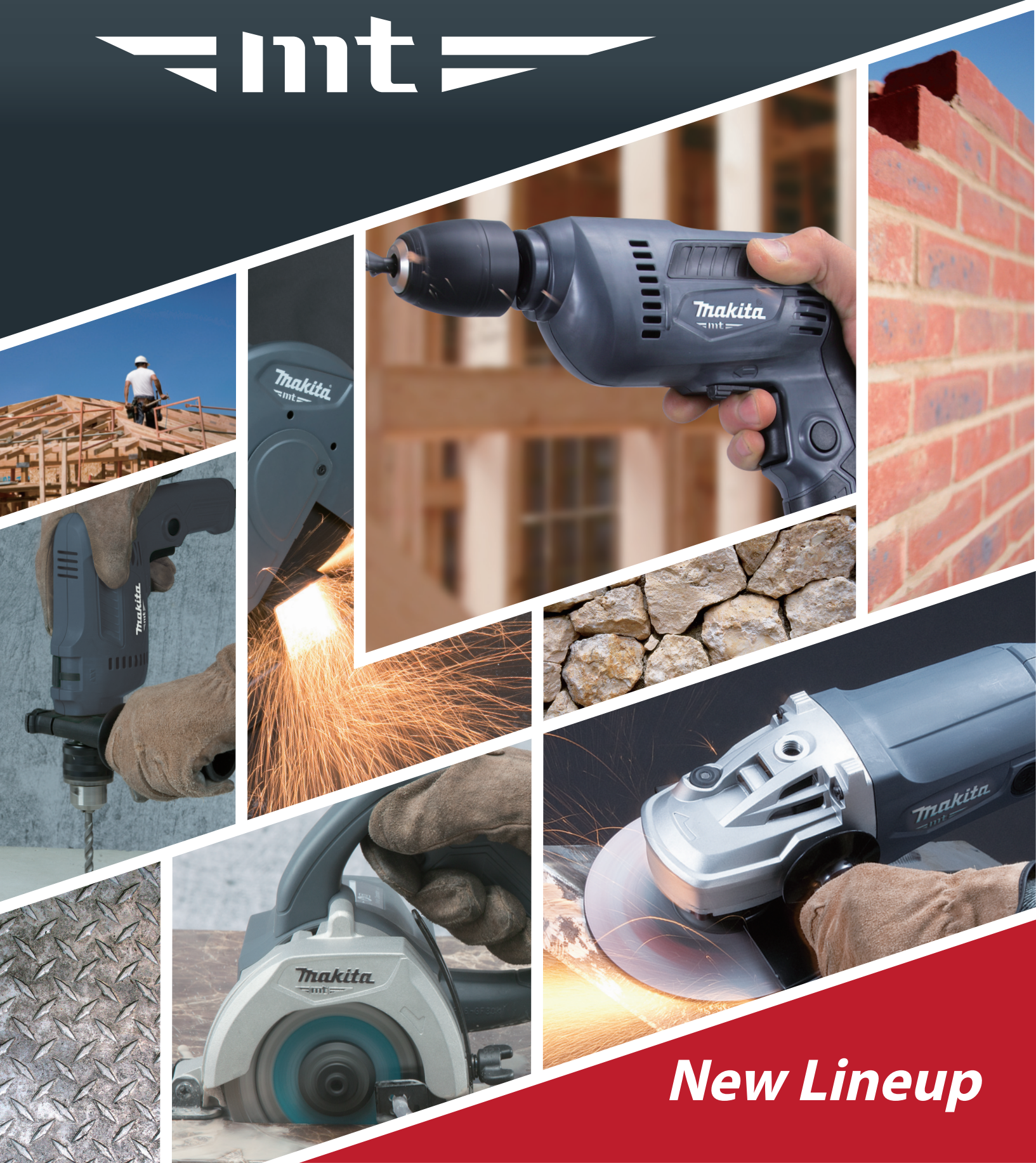


# Makita<sup>®</sup>

## mt



***New Lineup***

# Index

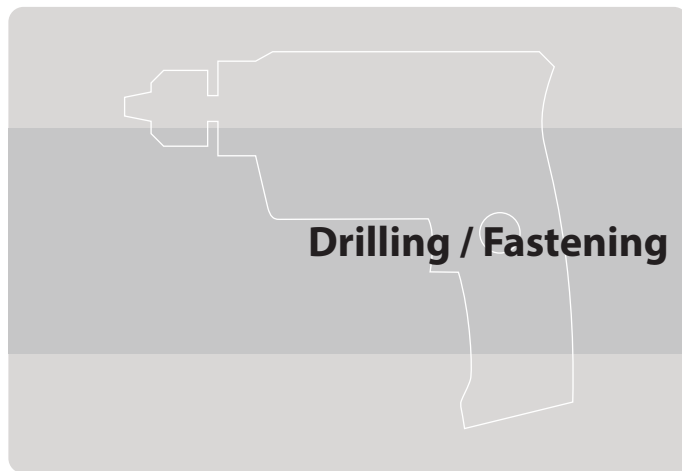
Angle Grinder	5	Hammer Drill	4	M0400G	5	M2400G	5	M6501G	2	M9002G	6
Belt Sander	7	High Speed Drill	2	M0600G	3	M4000G	7	M6600G	3	M9003G	6
Blower	7	Mixer	3	M0800G	4	M5801G	7	M8100G	4	M9200G	7
Cutter	5	Portable Cut-off	5	M0801G	4	M6001G	2	M8101G	4	M9201G	7
Circular Saw	7	Rotary Hammer	4	M0900G	5	M6002G	3	M8600G	4	M9400G	7
Demolition Hammer	4			M0901G	5	M6200G	3	M8700G	4		
Drill	2			M0920G	6	M6201G	3	M9000G	6		
Finishing Sander	7			M0921G	6	M6500G	2	M9001G	6		

## Note

- Makita reserves the right to change specifications of parts and accessories without notice.
- Items of standard equipment and specifications may vary by country or area.
- Please state required voltage when ordering. These offers are subject to availability in each country.
- Actual product color may differ slightly from color reproduced here.
- Weight data in this catalogue is the value measured by us according to EPTA Procedure 01/ 2003.

## Icon

- Double Insulation
- Variable Speed
- Reversing
- Keyless Chuck
- Torque Limiter
- Dust Collecting
- SDS-PLUS Shank
- 17mm Hex Shank
- Carrying Case



### High Speed Drill

**M6500G** 6.5mm (1/4") 84   
 Compact body for superior handling.



Continuous rating Input	230W
Capacity	Steel : 6.5mm (1/4") Wood : 9mm (11/32")
No load speed (rpm)	4,500
Dimensions (L x W x H)	200x63x164mm (7-7/8"x2-1/2"x6-1/2")
Net weight	0.92kg (2.0lbs)
Power supply cord	2.0m (6.6ft)



Chuck key

### High Speed Drill

**M6501G** 6.5mm (1/4") 85   
 Compact body for superior handling.



Continuous rating Input	230W
Capacity	Steel : 6.5mm (1/4") Wood : 9mm (11/32")
No load speed (rpm)	0 - 4,500
Dimensions (L x W x H)	203x63x171mm (8"x2-1/2"x6-3/4")
Net weight	0.95kg (2.1lbs)
Power supply cord	2.0m (6.6ft)



Chuck key

### Drill

**M6001G** 10mm (3/8") 85   
 Compact and lightweight, yet with enough power.




Continuous rating Input	450W
Capacity	Steel : 10mm (3/8") Wood : 25mm (1")
No load speed (rpm)	0-3,000
Dimensions (L x W x H)	229x64x175mm (9"x2-1/2"x6-7/8")
Net weight	1.3kg (2.8lbs)
Power supply cord	2.0m (6.6ft)



Chuck key



## Drill


**M6002G** 10mm (3/8") 85   
Powerful motor with 450W input power.



Continuous rating Input	450W
Capacity	Steel : 10mm (3/8") Wood : 25mm (1")
No load speed (rpm)	0 - 3,000
Dimensions (L x W x H)	234x64x175mm (9-1/4"x2-1/2"x6-7/8")
Net weight	1.3kg (2.9lbs)
Power supply cord	2.0m (6.6ft)



## Drill


**M6000G** 10mm (3/8") 85   
Powerful motor, 350W in max. power input.




Continuous rating Input	350W
Capacity	Steel : 10mm (3/8") Wood : 25mm (1")
No load speed (rpm)	0-3,000
Dimensions (L x W x H)	230x66x176mm (9"x2-5/8"x6-15/16")
Net weight	1.2kg (2.6lbs)
Power supply cord	2.0m (6.6ft)



Chuck key



## Drill

**M6200G** 13mm (1/2") 303   
Heavy duty motor.



Continuous rating Input	800W
Capacity	Steel : 13mm (1/2") Wood : 36mm (1-7/16")
No load speed (rpm)	0-700
Dimensions (L x W x H)	267x86x388mm (10-1/2"x3-3/8"x15-1/4")
Net weight	2.7kg (6.0lbs)
Power supply cord	2.0m (6.6ft)



Chuck key, Depth gauge, Side grip 36 complete

## Drill

**M6201G** 13mm (1/2") 303   
With Rotation reversing facility.




Continuous rating Input	750W
Capacity	Steel : 13mm (1/2") Wood : 36mm (1-7/16")
No load speed (rpm)	600
Dimensions (L x W x H)	267x86x396mm (10-1/2"x3-3/8"x15-5/8")
Net weight	2.7kg (6.0lbs)
Power supply cord	2.0m (6.6ft)



Chuck key, Depth gauge, Side grip 36 complete

## Mixer

**M6600G** 303   
With Variable speed control switch.



Continuous rating Input	800W
No load speed (rpm)	0-700
Shank size of tool holder portion	M12 or M14
Dimensions (L x W x H)	280x86x388mm (11"x3-3/8"x15-1/4")
Net weight	3.4kg (7.5lbs)
Power supply cord	2.0m (6.6ft)



Wrenches, Side grip



## Impact Drilling

### Hammer Drill

**M8100G** 16mm (5/8")

85

Tool body ergonomically designed to give maximum power thrust.



Continuous rating Input	710W
Capacity	Concrete : 16mm (5/8") Steel : 13mm (1/2") Wood : 30mm (1-3/16")
Impacts per minute (ipm)	0-48,000
No load speed (rpm)	0-3,200
Dimensions (L x W x H)	296x77x202mm (11-5/8"x3"x8")
Net weight	2.1kg (4.6lbs)
Power supply cord	2.0m (6.6ft)



Depth gauge, Side grip, Chuck key

### Hammer Drill

**M8101G** 16mm (5/8")

85

Tool body ergonomically designed to give maximum power thrust.



Continuous rating Input	710W
Capacity	Concrete : 16mm (5/8") Steel : 13mm (1/2") Wood : 30mm (1-3/16")
Impacts per minute (ipm)	0-48,000
No load speed (rpm)	0-3,200
Dimensions (L x W x H)	295x77x202mm (11-5/8"x3"x8")
Net weight	2.0kg (4.4lbs)
Power supply cord	2.0m (6.6ft)



Depth gauge, Side grip

### Hammer Drill

**M0800G** 10mm (3/8")

85

Variable speed control by trigger from 0 to 2,900 min.<sup>-1</sup>



Continuous rating Input	500W
Capacity	Concrete : 10mm (3/8") Steel : 10mm (3/8") Wood : 20mm (13/16")
Impacts per minute (ipm)	0-43,500
No load speed (rpm)	0-2,900
Dimensions (L x W x H)	254x70x196mm (10"x2-3/4"x7-3/4")
Net weight	1.6kg (3.4lbs)
Power supply cord	2.0m (6.6ft)



Chuck key, Side grip

### Hammer Drill

**M0801G** 16mm (5/8")

85

Variable speed control by trigger from 0 to 2,900 min.<sup>-1</sup>



Continuous rating Input	500W
Capacity	Concrete : 16mm (5/8") Steel : 13mm (1/2") Wood : 30mm (13/16")
Impacts per minute (ipm)	0-43,500
No load speed (rpm)	0-2,900
Dimensions (L x W x H)	262x70x196mm (10-3/8"x2-3/4"x7-3/4")
Net weight	1.7kg (3.7lbs)
Power supply cord	2.0m (6.6ft)



Chuck key, Side grip

### Rotary Hammer

**M8700G** 22mm (7/8") Adapted for SDS-PLUS bits

459

Operation mode change lever positioned on the bottom of gear housing for reduced possibility of breakage.



Continuous rating Input	710W
Capacity	Concrete : 22mm (7/8") Steel : 13mm (1/2") Wood : 32mm (1-1/4")
Impacts per minute (ipm)	0-4,350
No load speed (rpm)	0-1,100
Dimensions (L x W x H)	362x71x194mm (14-1/4"x2-13/16"x7-5/8")
Net weight	2.5kg (5.6lbs)
Power supply cord	5.0m (16.4ft)



Depth gauge, Side grip

Tool does not come with bit.

### Demolition Hammer

**M8600G** 11/16" : 17mm Hex Shank

105

Satisfactory chipping performance.



Continuous rating Input	900W
Impacts per minute (ipm)	2,900
Impact energy	7.2J
Dimensions (L x W x H)	406x99x232mm (16"x3-7/8"x9-1/8")
Net weight	5.4kg (12.0lbs)
Power supply cord	2.5m (8.2ft)



Bull point, Side grip, Bit grease





**Portable Cut-off**

**M2400G** 355mm (14") 203  
Powerful cutting with high power motor.



Continuous rating Input	2,000W
Wheel diameter	355mm (14")
No load speed (rpm)	3,800
Dimensions (L x W x H)	500x280x620mm (19-3/4"x11"x24-3/8")
Net weight	15.7kg (34.6lbs)
Power supply cord	2.5m (8.2ft)

Abrasive cut-off wheel, Socket wrench

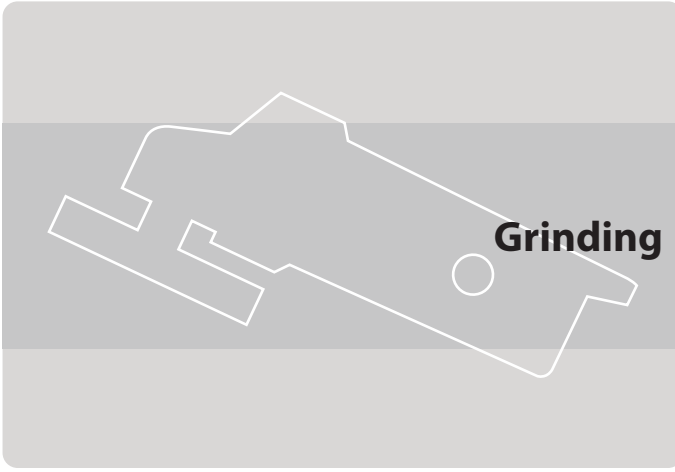
**Cutter**

**M0400G** 110mm (4-3/8") 303  
Specialized for right angle cutting only.



Continuous rating Input	1,200W
Max cutting capacity at 0 degrees	32.0mm (1-1/4")
Blade diameter	110mm (4-3/8")
No load speed (rpm)	13,000
Dimensions (L x W x H)	231x195x164mm (9-1/8"x7-5/8"x6-1/2")
Net weight	2.6kg (5.8lbs)
Power supply cord	2.0m (6.6ft)

Wrench, Hex wrench, Vinyl tube, Tube holder  
Tool does not come with depressed center wheel.



**Angle Grinder**

**M0900G** 100mm (4") 459  
Two Action Safety Switch in compliance with the requirement of the new regulations.



Continuous rating Input	540W
Wheel diameter	100mm (4")
No load speed (rpm)	12,000
Dimensions (L x W x H)	251x118x97mm (9-7/8"x4-5/8"x3-13/16")
Net weight	1.6kg (3.5lbs)
Power supply cord	2.0m (6.6ft)

Lock nut wrench  
Tool does not come with depressed center wheel.

**Angle Grinder**

**M0901G** 115mm (4-1/2") 459  
Two Action Safety Switch in compliance with the requirement of the new regulations.



Continuous rating Input	540W
Wheel diameter	115mm (4-1/2")
No load speed (rpm)	12,000
Dimensions (L x W x H)	251x130x106mm (9-7/8"x5-1/8"x4-3/16")
Net weight	1.7kg (3.8lbs)
Power supply cord	2.0m (6.6ft)

Lock nut wrench, Side grip  
Tool does not come with depressed center wheel.

### Angle Grinder

**M9002G** 125mm (5")

303

Industrial performance and durability at less expense.



Continuous rating Input	1,050W
Wheel diameter	125mm (5")
No load speed (rpm)	11,000
Dimensions (L x W x H)	361x140x124mm (14-1/4"x5-1/2"x4-7/8")
Net weight	2.8kg (6.1lbs)
Power supply cord	2.0m (6.6ft)



Depressed center wheel, Lock nut wrench, Side grip

### Angle Grinder

**M9003G** 150mm (6")

303

Industrial performance and durability at less expense.



Continuous rating Input	1,050W
Wheel diameter	150mm (6")
No load speed (rpm)	10,000
Dimensions (L x W x H)	361x171x124mm (14-1/4"x6-3/4"x4-7/8")
Net weight	2.8kg (6.2lbs)
Power supply cord	2.0m (6.6ft)



Depressed center wheel, Lock nut wrench, Side grip

### Angle Grinder

**M9000G** 180mm (7")

204

Anti-dust, heavy-duty motor.



Continuous rating Input	2,000W
Wheel diameter	180mm (7")
No load speed (rpm)	8,500
Dimensions (L x W x H)	466x200x138mm (18-3/8"x7-7/8"x5-7/16")
Net weight	5.4kg (12.0lbs)
Power supply cord	2.0m (6.6ft)



Lock nut wrench, Side grip

Tool does not come with depressed center wheel.



### Angle Grinder

**M0920G** 180mm (7")

203

Heavy-duty motor.



Continuous rating Input	2,200W
Wheel diameter	180mm (7")
No load speed (rpm)	8,500
Dimensions (L x W x H)	439x200x141mm (17-1/4"x9-7/8"x5-9/16")
Net weight	5.0kg (11.0lbs)
Power supply cord	2.0m (6.6ft)



Lock nut wrench, Side grip

Tool does not come with depressed center wheel.

### Angle Grinder

**M9001G** 230mm (9")

204

Anti-dust, heavy-duty motor.



Continuous rating Input	2,000W
Wheel diameter	230mm (9")
No load speed (rpm)	6,600
Dimensions (L x W x H)	466x250x138mm (18-3/8"x9-7/8"x5-7/16")
Net weight	5.7kg (12.6lbs)
Power supply cord	2.0m (6.6ft)



Lock nut wrench, Side grip

Tool does not come with depressed center wheel.

### Angle Grinder

**M0921G** 230mm (9")

203

Heavy-duty motor.



Continuous rating Input	2,200W
Wheel diameter	230mm (9")
No load speed (rpm)	6,600
Dimensions (L x W x H)	439x250x141mm (17-1/4"x9-7/8"x5-9/16")
Net weight	5.3kg (11.6lbs)
Power supply cord	2.0m (6.6ft)



Lock nut wrench, Side grip

Tool does not come with depressed center wheel.





## Finishing Sander

**M9200G**

Extremely versatile sander.

419



Continuous rating Input	180W
Pad size	112 x 102mm (4-3/8" x 4")
Abrasive paper size	114 x 140mm (4-1/2" x 5-1/2")
Orbits per minute (opm)	14,000
Dimensions (L x W x H)	110x112x133mm (4-5/16"x4-3/8"x5-1/4")
Net weight	0.89kg (2.0lbs)
Power supply cord	2.0m (6.6ft)



Abrasive paper x6



## Finishing Sander

**M9201G**

Ergonomic grip contoured for easy handling both in single- and double-handed operation.

64



Continuous rating Input	180W
Pad size	93 x 185mm (3-5/8" x 7-1/4")
Abrasive paper size	93 x 228mm (3-5/8" x 9")
Orbits per minute (opm)	12,000
Dimensions (L x W x H)	214x92x147mm (8-3/8"x3-5/8"x5-3/4")
Net weight	1.3kg (2.9lbs)
Power supply cord	2.0m (6.6ft)



Abrasive paper set

## Belt Sander

**M9400G** 100mm (4")

Industrial performance and durability.

153



Continuous rating Input	940W
Belt size	100 x 610mm (4" x 24")
Belt speed	380m / min. (1,250ft / min)
Dimensions (L x W x H)	354x175x169mm (14"x6-7/8"x6-5/8")
Net weight	6.2kg (13.7lbs)
Power supply cord	2.0m (6.6ft)



Abrasive belt, Step, Dust bag assembly, Carbon plate

## Circular Saw

**M5801G** 185mm (7-1/4")

Pivot portion of blade case is assembled with screw and hex nut for easy disassembling.

303



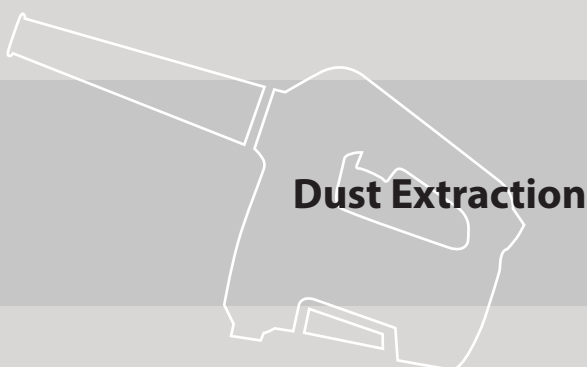
Continuous rating Input	1,050W
Max cutting capacity at 0 degrees	66mm (2-5/8")
at 45 degrees	44mm (1-3/4")
Blade diameter	185mm (7-1/4")
No load speed (rpm)	4,900
Dimensions (L x W x H)	284x231x243mm (11-1/8"x9-1/8"x9-9/16")
Net weight	3.7kg (8.1lbs)
Power supply cord	2.0m (6.6ft)



Guide rule, Hex wrench, TCT saw blade



Sawing



Dust Extraction

## Blower

**M4000G**

In-line and ergonomically designed grip for easily applying the nozzle to the target to be blown away.

85



Continuous rating Input	530W
Air volume	1.2-2.9m <sup>3</sup> /min
No load speed (rpm)	8,500-16,000
Dimensions (L x W x H)	427x161x212mm (16-3/4"x6-3/8"x8-3/8")
Net weight	1.5kg (3.4lbs)
Power supply cord	2.0m (6.6ft)



Nozzle assembly, Sash nozzle



**Makita Corporation**

3-11-8 Sumiyoshi-cho, Anjo, Aichi, 446-8502 Japan

PRINTED IN JAPAN BF-AD

