
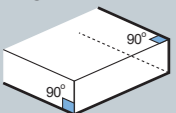
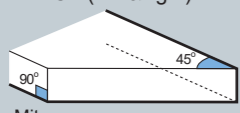
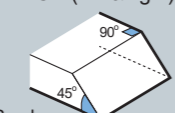
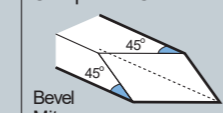

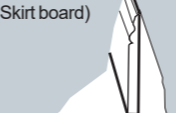





■ Max. cutting capacity (height x width)



Cross Cut	Miter Cut (left & right)	Bevel Cut (left & right)	Compound Cut	Crown molding, 45 degree type	Baseboard (Skirt board)
 68 x 310 (2-11/16" x 12-1/4") 91 x 279 (3-5/8" x 11")	 42 x 310 (1-5/8" x 12-1/4") 58 x 279 (2-1/4" x 11")	 68 x 218 (2-11/16" x 8-5/8") 91 x 197 (3-5/8" x 7-3/4")	 Bevel 45° left: 42 x 218 (1-5/8" x 8-5/8") Miter 45° left/right: 58 x 197 (2-1/4" x 7-3/4") Bevel 45° right: 29 x 215 (1-1/8" x 8-1/2") Miter 45° left/right: 43 x 197 (1-11/16" x 7-3/4")	 Upright cutting: 168 (6-5/8") Horizontal cutting: 248 (9-3/4")	 Upright cutting: 133 (5-1/4") Horizontal cutting: 305 (12")

■ Optional Accessories







Vertical vise assembly Part No. 126617-2  Dust bag assembly Part No. 122852-0  Stand Part No. WST06 

Horizontal vise assembly Part No. 122470-4  Stand Part No. 198688-9  Stand Part No. WST05 

Crown molding stopper set Part No. 192628-9 

Slide Compound Miter Saw

LS1019, LS1019L 260mm (10-1/4")

-  Double Insulation
-  Brake
-  Constant Speed
-  Soft Start
-  Bevel Cutting 45 LR
-  Dust Collection



Continuoustrating input	1,510W
Blade Diameter	260 mm (10-1/4")
Miter Angle	60°L / 60°R
Bevel Angle	48°L / 48°R
Max Cutting Capacity	90° Miter: 91 x 279mm (3-5/8" x 11") 90° Miter: 68 x 310 mm (N/A" x N/A") 45° Miter, L/R: 91 x 197mm (3-5/8" x 7-3/4") 45° Miter, L/R: 68 x 218 mm (N/A" x N/A")
No Load Speed (RPM)	3,200
Sound Pressure Level	91 dB(A)
Sound Power Level	101 dB(A)
Vibration Level	2.5 m/s <sup>2</sup> or less
Dimensions (L x W x H)	805x644x660mm (31-3/4"x25-3/8"x26")
Net weight	LS1019: 26.1kg (57.6 lbs) LS1019L: 26.3kg (57.9 lbs)
Power supply cord	2.5m (8.2ft)

Standard Equipment: LS1019L : Dust bag assembly: 122852-0(1), Vise assembly: 126617-2(1), Triangular rule: 762001-3(1), Hex. wrench 6: 781044-6(1), Hex. wrench 2.5: 783208-8(1), TCT SAW EFFI 260X80T: E-29583(1)

**Makita**

Slide Compound Miter Saw  
 LS1019/ LS1019L 260mm (10-1/4")



Single sliding system enables smooth operation to produce superior cuts


**DXT**

# High precision cutting



One-touch Sliding lock can be easily done by removing/ inserting the lock pin.

Independent laser switch (LS1019L only)



Excellent sliding durability of safety cover

Front knob for easy level angle adjustment

Integrated guide fences

## DXT

Diameter of slide pipe is changed from 25mm to 30mm. Moreover, by redesigning Arm section shape, the precision at bevel cutting is increased.



Sliding on pipe Ø30mm



Integration of Guide fence and Lower fences provides the rigidity more than the separation structure.



Rail-forward design enable to be placed against a wall for maximizing work space

Motor head slides on fixed pipes without extending machine rear end, so the machine can be placed close to wall.

Conventional model needed to set apart from the wall







LS1019/LS1019L can be placed close to wall



## Excellent dust collection

When cutting the low height workpiece, the dust collecting is more effective than current model because of the dual improved dust collecting port.

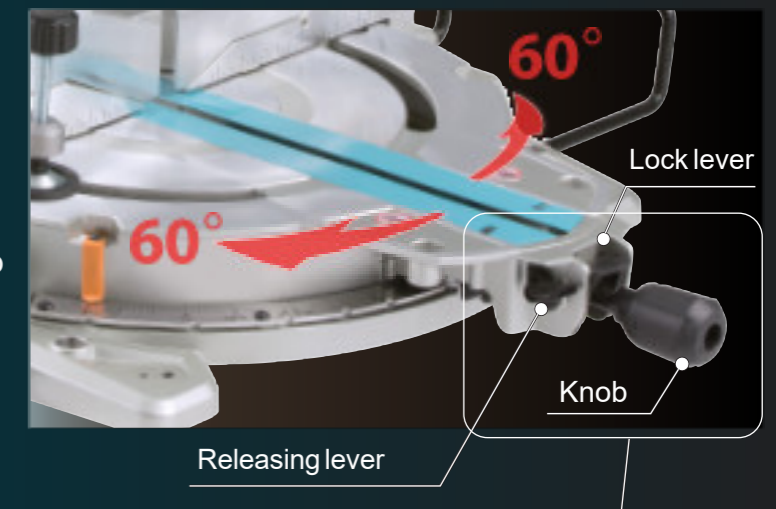


## Large turn base

supports even large workpiece stably.

## Easy-to-operate miter angle lock

Miter angle can be unlocked by turning Knob counterclockwise while pushing down Lock lever.



Once Releasing lever is pushed down:

- Turn base can be moved without pushing down Lock lever.
- The turning action is smooth because positive stops are released.
- Miters 0°-60° left and right, with positive stops at 0°, 15°, 22.5°, 31.6°, 45° and 60° (left and right)