

Expand your working capacity



Cutting capacity
165mm (6-1/2") Maximum height
305mm (12") Throatwidth


LED job light switch

Anti-restart function
 (for countries where regulations require it) prevents accidental startup for safety even if the machine is plugged to power source with the switch on.

Easy-to-Read Scale
 with large graduations and magnifying lens.



Wheeled stand for easier mobility
 Stand with two caster wheels and a lifting handle add mobility for convenient repositioning of the machine.




Quick-release tension lever for tool-less easy blade change allows to easily loosen or tighten the band saw blade without using tools.



LED job light
 6 LEDs illuminate working surface for easier cutting in dark places.



Bevel cutting base can be tilted up to 45-degrees.



Easy connecting with vacuum cleaner
 Both 63mm and 100mm hose can be connected.




High / Low speed selection for excellent results in both hard and soft wood



Dust box keeps the work place clean.

Optional Accessories

Band saw blade
 Thickness: 0.5 mm



Width	No. of teeth per inch	Application	Part No.
16mm	4	Wood/ for cross-cut	B-16667
13mm	4	Wood/ for universal	B-16673
6mm	6	Wood/ for curve-cut	B-16689
16mm	14	Nonferrous metal	B-16695

Extension table set

Part No. JM21000300




Circular cutting attachment set

Part No. JM21000320



Belt sanding attachment set

Part No. JM21000330



Use a sanding belt that is 2240 mm long and 20 mm wide or less.

Band Saw

- Anti-restart function
- Mechanical 2-Speed
- Dust Collection
- Built-in Job Light

LB1200F

Continuous rating Input	900W
Capacity	Thickness of cut : 165mm (6-1/2") Throat : 305mm (12")
Blade speed	Hi : (50Hz) 800m (60Hz) 1,000m / min. Lo : (50Hz) 400m (60Hz) 500m / min.
Dimensions (L x W x H)	615 x 775 x 1,600mm (24-1/4" x 30-1/2" x 63")
Net weight*	81.2kg (179.0lbs)
Power supply cord	2.5m (8.2ft)

Standard Equipment

LB1200F:
 PUSH STICK: JM21080290(1),
 HEX KEY WRENCH 4: JM21080291(1),
 HEX KEY WRENCH 5: JM21080292(1),
 BLADE 2240(68" X 16(5/8") 4TPI JM21080294(1),
 BLADE 2240(68" X 13(1/2") 4TPI JM21080295(1),
 BLADE 2240(68" X 16(5/8") 4TPI JM21080296(1),
 BLADE 2240(68" X 16(5/8") 14TPI JM21080297(1)



Makita Power Tools India Pvt. Ltd.

Unit II Sy. Nos. 93/3 & 93/4, Koralur Village, Kasaba Hobli,
 Hoskote Taluk, Bengaluru - 560067
 Email: info@makita.in Website: www.makita.in