



Jig Saw

4350T, 4350CT, 4350FCT
4351T, 4351CT, 4351FCT

Top Handle Type

Body Handle Type

Satisfy Professional's Needs



Bayonet shank
Jig Saw Blade



HIGH QUALITY & RELIABILITY

by Superior Maneuverability



Toolless Blade Change

Enables extremely quick blade changes.

Low Noise
Low Vibration

Electronic
Control*

LED
Job Light*

Capacity in Wood
135mm

Powerful Motor
720W*

*4350CT, 4350FCT, 4351CT, 4351FCT

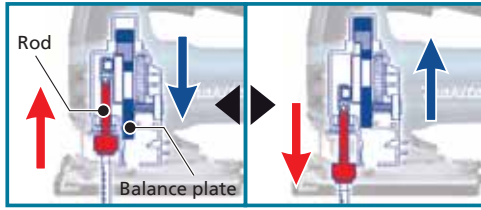
*4350FCT, 4351FCT

*4350CT, 4350FCT, 4351CT, 4351FCT



Low Noise & Low Vibration

employs lightweight Rod and balance plate mechanism* to reduce vibration dramatically. Reducing vibration makes operator feel more comfortable when cutting various workpieces.



*balance plate mechanism: Counterbalance mechanism to reduce vibration by moving Plate in the opposite direction of Rod

Electronic Control

• Variable Speed Control by Dial ensures optimum cutting speed per job.

- Constant Speed Control keeps minimizing the speed loss under loaded conditions.
- Soft Start suppresses the shock when starting.

Comparison of Features and Specifications

For Model	4350T	4350CT	4350FCT	4351T	4351CT	4351FCT
Handle type	Top handle			Body handle		
Continuous rating Input	580W	720W	720W	580W	720W	720W
Electronic Control	-	●	●	-	●	●
Built-in Job Light	-	-	●	-	-	●

*Electronic Control: Variable Speed Control by Dial, Constant Speed Control and Soft Start

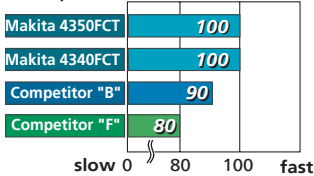
Comparison of Cutting Efficiency

Note: 1. The test results depend to a great extent on the hardness of materials, etc.
2. The numbers in the charts below are relative values when the capacities of 4340FCT are indexed at 100.

Test conditions:

Test material: 48mm thick MDF
Orbital mode: 3 Blade: B-10

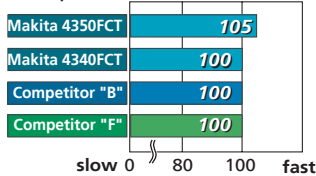
Work speed



Test conditions:

Test material: 3.2mm thick SPCC
Orbital mode: 0 Blade: B-22

Work speed



LED Job Light
(4350FCT, 4351FCT only)

Ergonomically designed rubberized grip
provides more control and comfort.



3 Orbital settings + Straight cutting

Optimum cutting action can be selected by simply turning the change lever.

Dust Nozzle

(Standard Equipment: European countries only)



Can be connected to vacuum with Hose Complete 28-5.

Rigid Aluminum Base

Blower function
keeps the cut line clean.



Cover Plate
Protects workpiece from scratches

Bevel cutting

Aluminum base can be tilted up to 45-degrees to the left or right.

Accessories

Guide Rail

1.4m: Part No. 194368-5
3.0m: Part No. 194367-7

Guide Rail Adapter Set

Part No. 193517-1

Anti-Splintering Device

(For cleaner cuts)
Part No. 192557-6

Guide Rule Set

Part No. 193516-3

Cover Plate

Part No. 417852-6

Dust Nozzle

Part No. 417853-4

Hose Complete 28-5

Part No. A-34229

Jig Saw

- Double Insulation
- Orbital Cutting
- Bayonet Shank Jig Saw Blade
- Dust Collecting
- Electronic Speed Control 4350CT/ FCT, 4351CT/ FCT
- Variable Speed 4350CT/ FCT, 4351CT/ FCT
- Soft Start 4350CT/ FCT, 4351CT/ FCT
- Built-in Job Light 4350FCT 4351FCT
- Carrying Case



	4350T/ 4350CT/ 4350FCT	4351T/ 4351CT/ 4351FCT
Continuous rating Input	580W (4350T) 720W (4350CT/ 4350FCT)	580W (4351T) 720W (4351CT/ 4351FCT)
Capacity		
In wood at 90 degrees	: * 135mm (5-5/16")	: * 135mm (5-5/16")
In steel at 90 degrees	: 10mm (3/8")	: 10mm (3/8")
Length of stroke	: 26mm (1")	: 26mm (1")
Strokes per minute (spm)	2,800 (4350T) 800 - 2,800 (4350CT/ 4350FCT)	2,800 (4351T) 800 - 2,800 (4351CT/ 4351FCT)
Dimensions (L x W x H)	236 x 73 x 207mm (9-1/4" x 2-7/8" x 8-1/8")	271 x 73 x 187mm (10-11/16" x 2-7/8" x 7-3/8")
Net weight	2.5kg (5.5lbs)	2.4kg (5.3lbs) (4351T) 2.5kg (5.5lbs) (4351CT/ 4351FCT)
Power supply cord	2.5m (8.2ft)	2.5m (8.2ft)

* when cutting with optional blade No.B-16L

Standard Equipment : Jig Saw Blade Set, Hex Wrench, Cover Plate, Anti-Splintering Device



Makita Power Tools India Pvt. Ltd.

Unit II Sy. Nos. 93/3 & 93/4, Koralur village, Kasaba Hobli, Hoskote Taluk, Bangalore - 560 067, INDIA. Tel: +91 80 2854 9008, Fax: +91 80 2854 9007
Email: sales@makita.in Website: www.makita.in

