



Portable Cut-off
LW1400 / LW1401 355mm (14")

Powerful
Motor 2,200w

Photo : LW1400

Toolless replacement of
abrasive cut-off wheel
(LW1400only)

Large spark guard



High power Portable Cut-off



Toolless adjustment of guide plate (LW1400 only)
allows for easy adjustment of the guide plate by simple handling
- 3 stage position change
- 0 to 45 degree angle adjustment



Change of saw head locking device from chain lock to pin lock (LW1400 only)
makes it easier to lock down the saw head for storage and transport.



Carry handle for easy transport to job site



Shaft lock for easy replacement of abrasive cut-off wheel


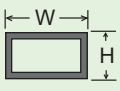


Quick release vise



Photo : LW1400

Basic model LW1401

■ Cutting Capacity

| Form of materials | Miter angle | |
|---|---|--|
| | 0° | 45° |
|  | D: ø127mm (2") | D: ø127mm (2") |
|  | H x W: 102 x 194mm (4" x 7-5/8") 70 x 233mm (2-3/4" x 9-1/8") | H x W: 115 x 103mm (4-1/2" x 4-1/16") |
|  | H x W: 119 x 119mm (4-11/16" x 4-11/16") | H x W: 106 x 106mm (4-3/16" x 4-3/16") |
|  | S x S: 137 x 137mm, T: 10mm (5-3/8" x 5-3/8", 3/8") | S x S: 100 x 100mm, T: 10mm (4" x 4", 3/8") |

D: Diameter W: Width H: Height S: Side T: Thickness

■ Optional Accessory

Abrasive cut-off wheel

For all ferrous materials (Steel, cast iron) and other hard metals. These items are available on request. Contact us for the minimum order quantity.


| Size (mm): 355x3x25.4 Grit: A36P G.F.Q'ty: 1.0G | Per pkg. | Part No. |
|--|----------|------------|
| | 5 | A-89545-5 |
| | 25 | A-89545-25 |
| | 5 | A-89953-5 |
| | 5 | B-10730-5 |
| | 25 | B-10730-25 |
| | 5 | B-10665-5 |
| | 25 | B-10665-25 |

Double Reinforced Abrasive cut-off wheel

| Size (mm): 355x3x25.4 Grit: A30P G.F.Q'ty: 2.0G | Per pkg. | Part No. |
|--|----------|------------|
| | 5 | B-16891-5 |
| | 25 | B-16891-25 |



Portable Cut-off LW1400/ LW1401 355mm (14") 203

| | LW1400 | LW1401 |
|---|---|---|
|  Double Insulation | | |
| Continuous rating Input | 2.200W | 2.200W |
| Wheel diameter | 355mm (14") | 355mm (14") |
| Holedia. | 25.4mm (1") | 25.4mm (1") |
| No load speed (rpm) | 3,800 | 3,800 |
| Dimensions (L x W x H) | 530x295x640mm (20-7/8"x11-5/8"x25-1/4") | 500x290x620mm (19-3/4"x11-3/8"x24-3/8") |
| Net Weight* | 17.0kg (37.5lbs) | 16.6kg (36.6lbs) |
| Power supply cord | 2.5m (8.2ft) | 2.5m (8.2ft) |

Standard Equipment:

LW1400:
355MM CUTTING WHEEL GE 25PCS: A-87585-25(1)



Makita Power Tools India Pvt. Ltd.

Unit II Sy. Nos. 93/3 & 93/4, Koralur Village, Kasaba Hobli,
Hoskote Taluk, Bengaluru - 560067
Email: info@makita.in Website: www.makita.in