



Portable Cut-off LW1400 355mm (14")

Powerful Motor 2,200w

Photo : LW1400

Toolless replacement of
abrasive cut-off wheel
(LW1400only)

Large spark guard



High power Portable Cut-off



Toolless adjustment of guide plate (LW1400 only)
allows for easy adjustment of the guide plate by simple handling
- 3 stage position change
- 0 to 45 degree angle adjustment



Change of saw head locking device from chain lock to pin lock (LW1400 only)
makes it easier to lock down the saw head for storage and transport.



Carry handle for easy transport to job site



Shaft lock for easy replacement of abrasive cut-off wheel

Quick release vise



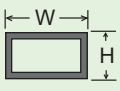




Photo : LW1400

Basic model LW1401

■ Cutting Capacity

Form of materials	Miter angle	
	0°	45°
	D: ø127mm (2")	D: ø127mm (2")
	H x W: 102 x 194mm (4" x 7-5/8") 70 x 233mm (2-3/4" x 9-1/8")	H x W: 115 x 103mm (4-1/2" x 4-1/16")
	H x W: 119 x 119mm (4-11/16" x 4-11/16")	H x W: 106 x 106mm (4-3/16" x 4-3/16")
	S x S: 137 x 137mm, T: 10mm (5-3/8" x 5-3/8", 3/8")	S x S: 100 x 100mm, T: 10mm (4" x 4", 3/8")

D: Diameter W: Width H: Height S: Side T: Thickness

■ Optional Accessory

Abrasive cut-off wheel


For all ferrous materials (Steel, cast iron) and other hard metals. These items are available on request. Contact us for the minimum order quantity.

Size (mm): 355x3x25.4 Grit: A36P G.F.Q'ty: 1.0G	Per pkg.	Part No.
	5	A-89545-5
	25	A-89545-25
	5	A-89953-5
	5	B-10730-5
	25	B-10730-25
	5	B-10665-5
	25	B-10665-25

Double Reinforced Abrasive cut-off wheel

Size (mm): 355x3x25.4 Grit: A30P G.F.Q'ty: 2.0G	Per pkg.	Part No.
	5	B-16891-5
	25	B-16891-25



Portable Cut-off	LW1400 355mm (14")	LW1401 203
 Double Insulation		
Continuous rating Input	LW1400 2,200W	LW1401 2,200W
Wheel diameter	355mm (14")	355mm (14")
Holedia.	25.4mm (1")	25.4mm (1")
No load speed (rpm)	3,800	3,800
Dimensions (L x W x H)	530x295x640mm (20-7/8"x11-5/8"x25-1/4")	500x290x620mm (19-3/4"x11-3/8"x24-3/8")
Net Weight*	17.0kg (37.5lbs)	16.6kg (36.6lbs)
Power supply cord	2.5m (8.2ft)	2.5m (8.2ft)

Standard Equipment:

LW1400:
355MM CUTTING WHEEL GE 25PCS A-87585-25(1)



Makita Power Tools India Pvt. Ltd.

Unit II Sy. Nos. 93/3 & 93/4, Koralur Village, Kasaba Hobli,
Hoskote Taluk, Bengaluru - 560067
Email: info@makita.in Website: www.makita.in